



# User Manual

**Breezy Spot Location Beacon (SKU: BSPT01)**



# Manufacturer and Contact Information

Manufacturer: Breezy Med

Address: 317 Commercial St NE, Suite 102  
Albuquerque, NM 87102

For product information, sales, service, and technical support:

<https://breezymed.com/>

Customer Support Phone: (833) 273-3991

Email: [info@breezymed.com](mailto:info@breezymed.com)

This manual covers the model: Breezy Spot (BSPT01)

## SPECIFICATIONS:

Wireless protocol	Bluetooth® LE 5.0
Size	Diameter: 2.19 in. (55.6 mm), Width: 0.91 in (23.1 mm)
Weight	1.44 oz. (40.9 g)
Environmental protection	IP67
Battery	ER14250 (X2), replaceable
Battery Life	Approximately 6 years
Mounting method	3M VHB tape
Operating temperature range	-4° F to 140° F
Operating humidity range	0 to 95% relative humidity, non-condensing
Breezy Spot location - operating distance	Within 7 feet of Breezy Smart Controller during fogging
Breezy Spot location - separation	Greater than 25 feet from other Breezy Spots
Required equipment for location tracking	Breezy Smart Controller (Gen 2), Breezy Blue, Breezy Buggy

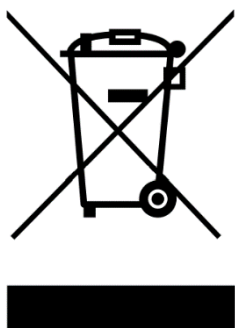
# Environmental Considerations

This section provides information about the environmental impact of the product.

## Product End-of-Life Handling

Observe the following guidelines when recycling an instrument or component:

**Equipment recycling.** Production of this device required the extraction and use of natural resources. The device may contain substances that could be harmful to the environment or human health if improperly handled at the product's end of life. To avoid the release of such substances into the environment and to reduce the use of natural resources, we encourage you to recycle this product in an appropriate system that will ensure that most of the materials are reused or recycled appropriately. It is recommended that this device be taken to a certified Waste Electronic and Electrical Equipment recycler.




Do not throw in trash at end of product life.

# Contents

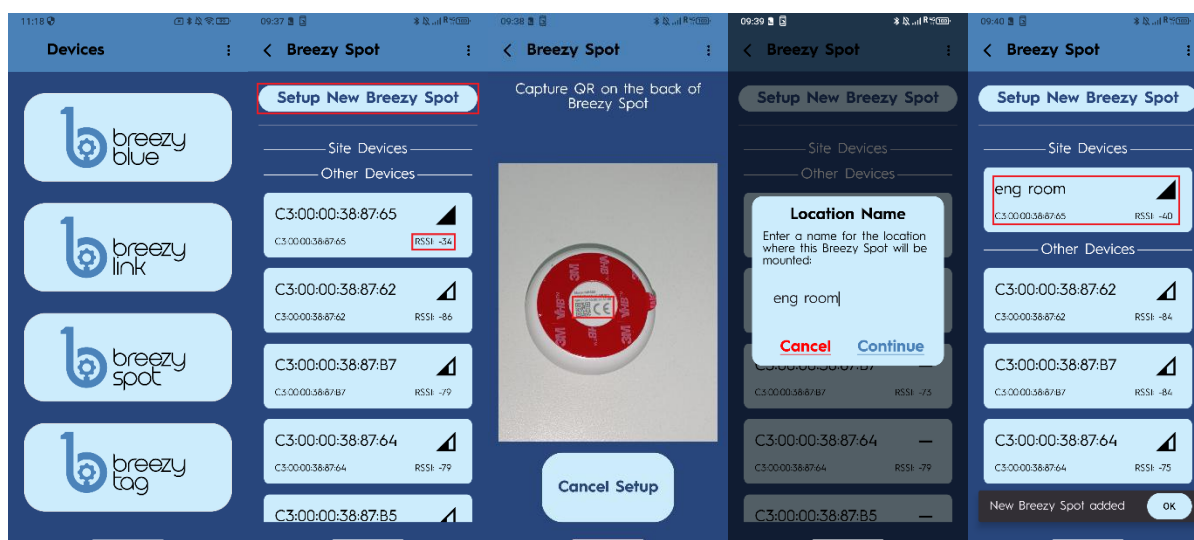
<b>Manufacturer and Contact Information .....</b>	<b>2</b>
<b>Environmental Considerations .....</b>	<b>3</b>
<b>Breezy Spot Setup .....</b>	<b>5</b>
<b>Installing Breezy Spot .....</b>	<b>6</b>
<b>Replacing the Battery .....</b>	<b>7</b>
<b>Breezy Spot management .....</b>	<b>8</b>
<b>Troubleshooting .....</b>	<b>9</b>
<b>LIMITED WARRANTY (USA/CANADA) .....</b>	<b>10</b>

# Breezy Spot Setup

1. Press the concealed power button in the center of the breezy spot top cover for 4 seconds until the blue light next to the button illuminates for 3 seconds



2. Using a Breezy Smart Controller that has been configured to the site, tap the *Breezy Spot* button on the devices Screen.



3. When the controller is stationary, the list will be populated with Breezy Spot devices within Bluetooth range. If the controller is in contact with a Breezy Spot, that Breezy Spot will report a strong RSSI value (generally -30 to -55).
4. Tap the *Setup New Breezy Spot* button.

5. Using the camera on the rear of the controller, move the QR code on the bottom of the Breezy Spot into the image shown on the screen. When the QR code has been read, the camera will close. Move the controller closer and further from the QR code if you have issues reading the QR code.
6. Enter a name for the location (example: *Floor 2 room 100*) and press continue.
7. The Breezy Spot device will be shown in the Site devices and named with the location name,
8. Location names and Breezy spots associated with a location can be updated at <https://cloud.breezymed.com/locations>

## Installing Breezy Spot

1. Select a location to mount the Breezy Spot device to the wall. It should be directly above the location of the Breezy Blue during disinfection.
  - a. Breezy Spot should be within 7 feet of the Breezy Smart Controller during disinfection.
  - b. Breezy Spots should be at least 25 feet from each other.
2. Ensure the mounting location is free of dust or other contaminants that may prohibit adhesion.
3. Remove the red adhesive liner from the bottom of Breezy Spot and firmly press Breezy Spot against the wall for at least 5 seconds.

# Replacing the Battery

1. Breezy Spot battery levels can be monitored 3 ways
  - a. The battery state can be found at <https://cloud.breezymed.com/devices> and selecting *Breezy Spot*
  - b. Breezy Spot low battery notifications can be sent to email or text by enabling notifications at <https://cloud.breezymed.com/settings>
  - c. Breezy Spot will flash a red indicator light every 5 seconds when the battery is low
2. The battery can be replaced by
  - a. Unscrew the top cover by rotating it counterclockwise. The Breezy Spot bottom cover can be left attached to the wall.



- b. Remove the two ER 14250 batteries and replace them with new batteries
  - c. Screw the top cover back into the bottom cover by rotating the top cover in the clockwise direction



# Breezy Spot management

1. Breezy Spot and the location name will be shown on Breezy Cloud at <https://cloud.breezymed.com/devices> and the location will be recorded in the Breezy Blue fog log when disinfecting this location.
2. Breezy Spots can be removed from the site at <https://cloud.breezymed.com/devices>



# Troubleshooting

PROBLEM	POSSIBLE CAUSES	SOLUTION
Unable to add Breezy Spot to site using Breezy Smart Controller	Breezy Spot is not powered ON	Press the concealed power button in the center of the top cover for more than 4 seconds until the blue light illuminates
Multiple locations are shown in fog log	Breezy Smart Controller wasn't near enough to the Breezy Spot at the actual location.	When fogging, ensure Breezy Smart controller is within 7 feet of the Breezy Spot used to mark the location
Location isn't shown in the fog log even though a Breezy Spot is present	Breezy Smart Controller was moving or too far away from Breezy Blue during fogging.	Ensure Breezy Blue and Breezy Smart Controller are in proximity and aren't moving during fogging

# LIMITED WARRANTY (USA/CANADA)

Breezy Med warrants that this product will be free from defects in materials and workmanship for a period of one (1) year from the date of shipment. If any such product proves defective during this warranty period, Breezy Med, at its option, either will repair the defective product without charge for parts and labor, or will provide a replacement in exchange for the defective product. Parts, modules and replacement products used by Breezy Med for warranty work may be new or reconditioned to like new performance. All replaced parts, modules and products become the property of Breezy Med.

In order to obtain service under this warranty, Customer must notify Breezy Med of the defect before the expiration of the warranty period and make suitable arrangements for the performance of service. Customer shall be responsible for packaging and shipping the defective product to the service center designated by Breezy Med, with shipping charges prepaid. Breezy Med shall pay for the return of the product to Customer if the shipment is to a location within the country in which the Breezy Med service center is located. Customer shall be responsible for paying all shipping charges, duties, taxes, and any other charges for products returned to any other locations.

This warranty shall not apply to any defect, failure or damage caused by improper use or improper or inadequate maintenance and care. Breezy Med shall not be obligated to furnish service under this warranty a) to repair damage resulting from attempts by personnel other than Breezy Med representatives to install, repair or service the product; b) to repair damage resulting from improper use or connection to incompatible equipment; c) to repair any damage or malfunction caused by the use of non-Breezy Med supplies; or d) to service a product that has been modified or integrated with other products.

THIS WARRANTY IS GIVEN BY BREEZY MED WITH RESPECT TO THE PRODUCT IN LIEU OF ANY OTHER WARRANTIES, EXPRESS OR IMPLIED. BREEZY MED AND ITS VENDORS DISCLAIM ANY IMPLIED WARRANTIES OF MERCHANTABILITY OR FITNESS FOR A PARTICULAR PURPOSE. BREEZY MED'S RESPONSIBILITY TO REPAIR OR REPLACE DEFECTIVE PRODUCTS IS THE SOLE AND EXCLUSIVE REMEDY PROVIDED TO THE CUSTOMER FOR BREACH OF THIS WARRANTY. BREEZY MED AND ITS VENDORS WILL NOT BE LIABLE FOR ANY INDIRECT, SPECIAL, INCIDENTAL, OR CONSEQUENTIAL DAMAGES IRRESPECTIVE OF WHETHER BREEZY MED OR THE VENDOR HAS ADVANCE NOTICE OF THE POSSIBILITY OF SUCH DAMAGES.